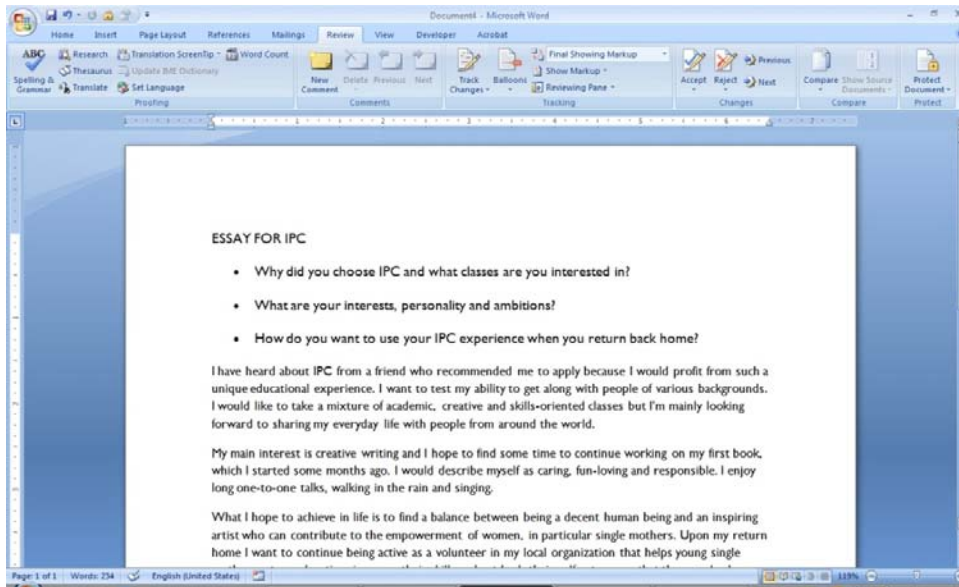


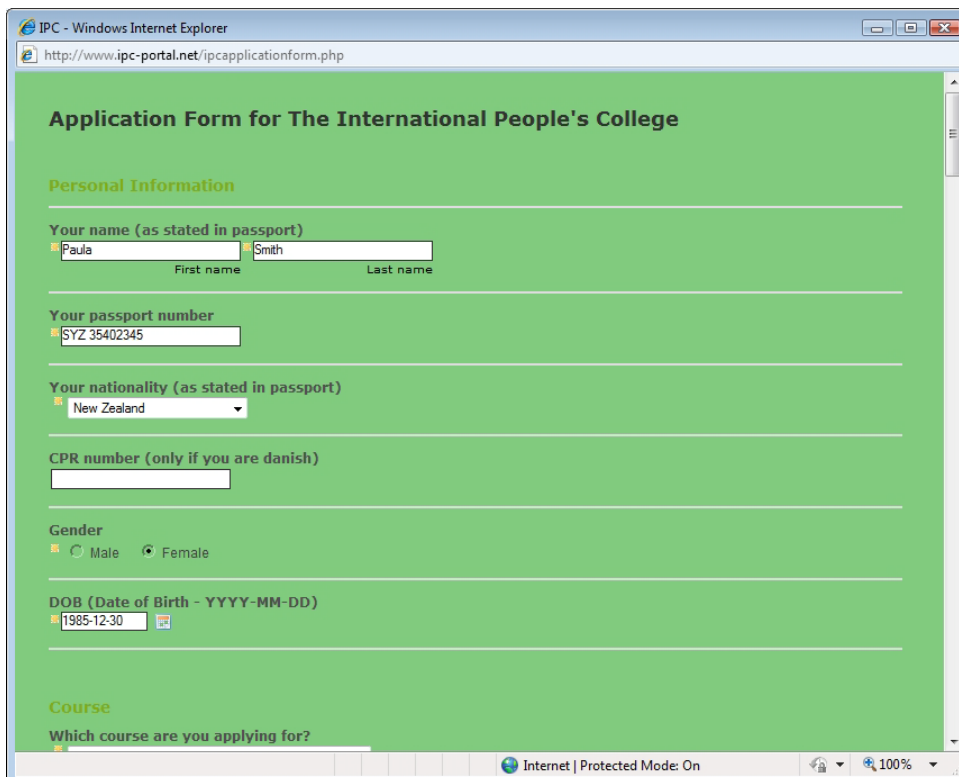
Application Procedure at the International People's College

Step 1: Write an essay in a word editor and answer the following questions:

- How and why did you choose IPC and what aspect of the IPC experience are you particularly looking forward to?
- What are your interests, personality, goals and dreams?
- How do you want to use your IPC experience in the future?



Step 2: Fill out the online application.



The screenshot shows a web browser window titled "IPC - Windows Internet Explorer" with the URL "http://www.ipc-portal.net/ipcapplicationform.php". The page is titled "Application Form for The International People's College" and has a green background. The form contains the following sections:

Personal Information

Your name (as stated in passport)
 First name: Paula
 Last name: Smith

Your passport number
 SYZ 35402345

Your nationality (as stated in passport)
 New Zealand

CPR number (only if you are danish)
 [Empty field]

Gender
 Male Female

DOB (Date of Birth - YYYY-MM-DD)
 1985-12-30

Course

Which course are you applying for?
 [Empty field]

Step 3: Read carefully and accept the General Rules and Conditions and submit the online application.

The screenshot shows a web browser window titled "IPC - Windows Internet Explorer" with the address bar displaying "http://www.ipc-portal.net/ipcapplicationform.php". The page content includes a text area with the text: "My friend Sheila Hubbard was a student at IPC in Spring 2010. She told me a lot about the school and recommended me to apply." Below this is a section titled "General Rules and Conditions" with the following text: "The Danish Foreign Ministry has clear and strict rules about entering and staying in Denmark. To ensure that students wanting to come to IPC are able to do so, the following terms and conditions should be read and understood." This is followed by two numbered sections: "1. How to Apply" and "2. Deposit + Application fee". At the bottom of the form, there is a checked checkbox labeled "I accept these rules and conditions" and a "Submit Application" button.

My friend Sheila Hubbard was a student at IPC in Spring 2010. She told me a lot about the school and recommended me to apply.

General Rules and Conditions

The Danish Foreign Ministry has clear and strict rules about entering and staying in Denmark. To ensure that students wanting to come to IPC are able to do so, the following terms and conditions should be read and understood.

1. How to Apply
Please complete the application form (answering all questions) and send it to IPC - do not send any money along with your application. You should apply for all our courses at least five to six months prior to the start of the course.

2. Deposit + Application fee
A deposit of 800 DKK and an Application Fee of 300 DKK is to be paid along with the school fee. The deposit will be refunded by the end of your stay provided that you have fulfilled your obligations. The application fee of 300 DKK is non refundable.

I accept these rules and conditions

Print out the Application and the Letter of Attorney as instructed in the pop-up window that is going to appear at the end of the online application procedure (the same links are going to be sent to your email address as well).

The screenshot shows a web browser window titled "IPC - Windows Internet Explorer" with the address bar displaying "http://www.ipc-portal.net/ipcapplicationform.php". The page content includes the title "Application Form for The International People's College" and a message: "Thank you for your online application. You have one more step to go." Below this is a list of documents required for completion: "1. Paper copy of your application (PDF) (with your signature)", "2. Letter of Attorney (PDF) (with your signature)", and "3. Two (2) passport photos". The page also provides the contact information for The International People's College and a note that instructions were also sent by email.

Application Form for The International People's College

Thank you for your online application. You have one more step to go.

Your application is not deemed complete until the following documents have been received by IPC:

1. [Paper copy of your application \(PDF\)](#) (with your signature)
2. [Letter of Attorney \(PDF\)](#) (with your signature)
3. Two (2) passport photos

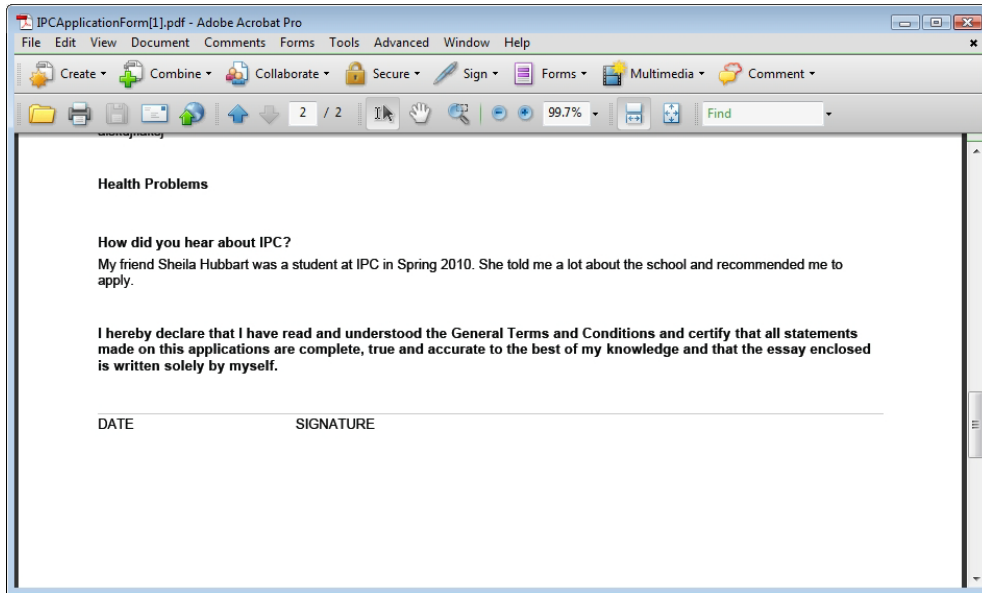
(To download the documents linked above, just click on the link. The PDFs will open in a separate window. Print and sign them.)

Send all the above documents to:

The International People's College
Montebello Allé 1
3000 Helsingør, Danmark

(We have also sent you these instructions by email. Thank you for your interest in The International People's College.)

Sign the printed application and letter of attorney, **scan** them, and **email** them with a **passport photograph** to apply@ipc.dk.



Allow several weeks for the processing of your application.

Once we receive your letter, the **application will be assessed** by a committee that will make a decision about your acceptance.

Thank you for your application to the International People's College!